

SCIABORDI
SCIABORDI

BLINDOCOM

COMIGNOLO BIDIREZIONALE
BREVETTO 0001332421 – EP03425322. 9



Azienda aderente al gruppo produttori ANFUS

DIRECTORIES

TROUGH ROOF WALL



PRODUCTS MADE ACCORDING TO **EN 1856-1:2007**



TROUGH ROOF WALL

MATERIAL INTERNAL WALL **INOX AISI 316L** – MATERIAL OUTER WALL **INOX AISI 304**

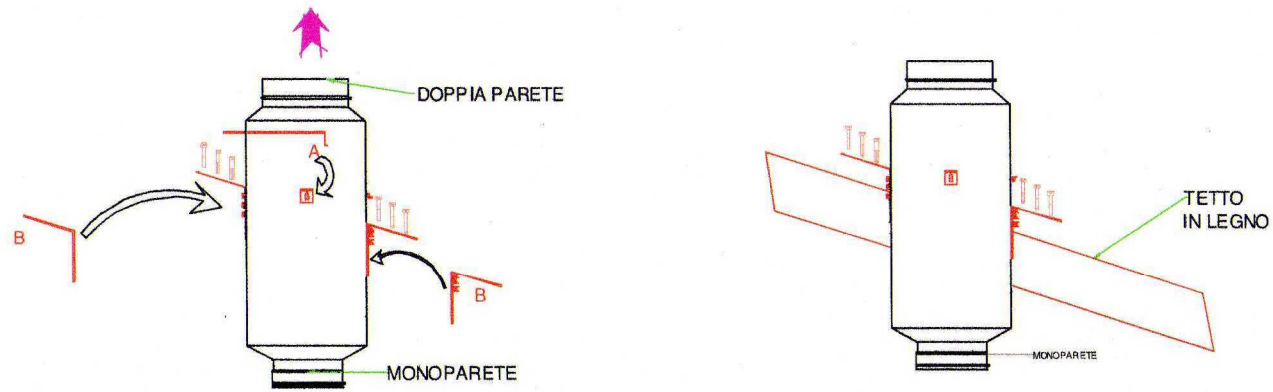
Code	Description	Size
PAS IN 80 SC	TROUGH ROOF WALL INT. AISI 316L – EXT AISI 304	Ø 80/230 L 1000
PAS IN 100 SC	TROUGH ROOF WALL INT. AISI 316L – EXT AISI 304	Ø 100/250 L 1000
PAS IN 130 SC	TROUGH ROOF WALL INT. AISI 316L – EXT AISI 304	Ø 130/280 L 1000
PAS IN 150 SC	TROUGH ROOF WALL INT. AISI 316L – EXT AISI 304	Ø 150/300 L 1000
PAS IN 180 SC	TROUGH ROOF WALL INT. AISI 316L – EXT AISI 304	Ø 180/330 L 1000
PAS IN 200 SC	TROUGH ROOF WALL INT. AISI 316L – EXT AISI 304	Ø 200/350 L 1000
PAS IN 250 SC	TROUGH ROOF WALL INT. AISI 316L – EXT AISI 304	Ø 250/400 L 1000
PAS IN 300 SC	TROUGH ROOF WALL INT. AISI 316L – EXT AISI 304	Ø 300/450 L 1000
PAS IN 350 SC	TROUGH ROOF WALL INT. AISI 316L – EXT AISI 304	Ø 350/500 L 1000

TROUGH ROOF WALL

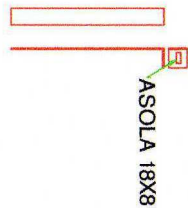
MATERIAL INTERNAL WALL **AISI 316L** – MATERIAL OUTER WALL **COPPER**

Code	Description	Size
PAS RA 80 SC	TROUGH ROOF WALL INT. AISI 316L – EXT COPPER	Ø 80/230 L 1000
PAS RA 100 SC	TROUGH ROOF WALL INT. AISI 316L – EXT COPPER	Ø 100/250 L 1000
PAS RA 130 SC	TROUGH ROOF WALL INT. AISI 316L – EXT COPPER	Ø 130/280 L 1000
PAS RA 150 SC	TROUGH ROOF WALL INT. AISI 316L – EXT COPPER	Ø 150/300 L 1000
PAS RA 180 SC	TROUGH ROOF WALL INT. AISI 316L – EXT COPPER	Ø 180/330 L 1000
PAS RA 200 SC	TROUGH ROOF WALL INT. AISI 316L – EXT COPPER	Ø 200/350 L 1000
PAS RA 250 SC	TROUGH ROOF WALL INT. AISI 316L – EXT COPPER	Ø 250/400 L 1000
PAS RA 300 SC	TROUGH ROOF WALL INT. AISI 316L – EXT COPPER	Ø 300/450 L 1000
PAS RA 350 SC	TROUGH ROOF WALL INT. AISI 316L – EXT COPPER	Ø 350/500 L 1000

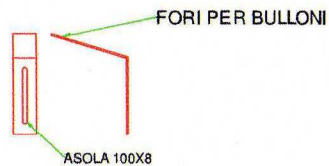
SCHEMA DI MONTAGGIO SISTEMA PASSATETTO



A N.RO 2 PIASTRE
LAMIERA 30/10 MM



B: N.RO 2 PIASTRA LAMIERA 30/10 MM
APERTURA REGOLABILE



ISTRUZIONI DI MONTAGGIO

N.RO 1 FISSARE LE PIASTRE TIPO A SU PRIGIONIERO COME MOSTRATO IN FIGURA MANTENENDO IL VERSO INDICATO NELLA STESSA (ORIZZONTALE)

N.RO 2 FISSARE LE PIASTRE TIPO B SU PRIGIONIERI MULTIPLI MANTENENDO L'ASOLA SUL MODULO PASSATETTO (VEDI FIGURA)

N.RO 3 FISSARE IL SISTEMA PASSATETTO SU TETTO

SCIABORDI S.p.A.
Via Tiburtina s.n.c.
67061 CARSOLO (AQ)